
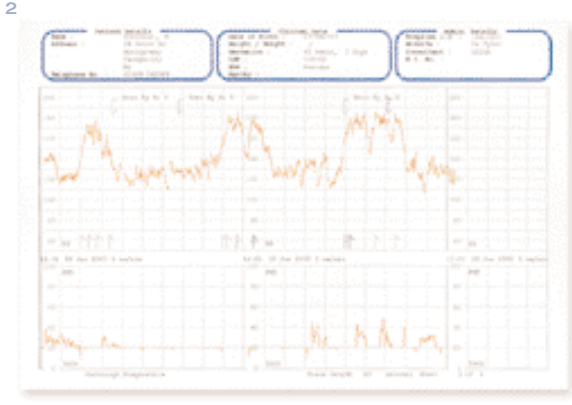


## Technical Specification

Fetal Assist	FAS2-A	FAS2-TA	FAS2-I	FAS2-TI	Cordflow Assist CAS1
1.5 MHz U/S tdr	•	2	•	2	see note 1
External Toco tdr	•	•	•	•	
Patient Event Marker	•	•	•	•	
Twins Capability	see note 2	•	see note 2	•	
Waterbirth monitoring option	•	•	•	•	
Automatic Fetal Movement Detector	•	•	•	•	
FECG Capability	option	option	•	•	
IUP Capability	option	option	option	option	
RS232 serial port	•	•	•	•	•
Modem option	•	•	•	•	
Interface to central monitoring	•	•	•	•	see note 3
High resolution colour graphic display	•	•	•	•	•
PCMCIA slot for modem, memory, network card, etc.	•	•	•	•	•
VGA output	•	•	•	•	•
Clinical reference database	•	•	•	•	
Clinical event marker/trace annotation facility	•	•	•	•	
Alarms	•	•	•	•	
Battery operation	•	•	•	•	•
Mains power adaptor	•	•	•	•	•

A range of accessories are available including: carry case, shoulder pouch, docking station, pole stand.  
 All models supplied complete with gel, latex free belts (for use with any FAS2 model), mains lead, user manual  
 Note 1: 4MHz pencil probe Note 2: Service/factory fit upgrade option Note 3: Interfaces to AR1 vascular reporting package  
 \* Further details available on request







**Accessories**

1. Pole Stand
2. Printouts
3. Carry case
4. Splash proof case/waterproof option
5. Docking station







**HUNTLEIGH HEALTHCARE LIMITED**

**Diagnostic Products Division**  
 35 Portmanmoor Road, Cardiff,  
 CF24 5HN, United Kingdom  
 Tel: +44 (0)29 20485885  
 Fax: +44 (0)29 20492520  
 E-mail: sales@huntleigh-diagnostics.co.uk  
 Website: www.huntleigh-diagnostics.com  
 Registered No: 942245 England  
 ©Huntleigh Healthcare Limited 2004



® and ™ are trademarks of Huntleigh Technology PLC

As our policy is one of continuous improvement, we reserve the right to modify designs without prior notice.

GENLIT 017/01 LIT 709371-2



## FETAL ASSIST® SERIES



Home is where the heart is

**DIAGNOSTIC Products Division**



## HUNTLEIGH HEALTHCARE AND THE CASE FOR BRINGING THE HOSPITAL TO THE MOTHER

For the at-risk mother-to-be, getting to and from the hospital or doctor's office for frequent checkups can be a problem, made worse by the stress of spending hours or even days there, with her work and family life completely disrupted while she is away.

For clinical staff, antepartum monitoring is an activity that consumes large amounts of valuable time and resources – which could be used much more appropriately elsewhere.

The award-winning Fetal Assist Series provides the perfect solution – it allows mums to be monitored at home and frees essential hospital resources.

Fetal Assist's unique portability, battery operation and compact design open up new application areas such as tele-fetal monitoring and ambulatory monitoring. It's full featured specification, including twins capability, makes it one of the most technologically advanced fetal monitors in the world, yet with user friendly software it is totally intuitive to use, for mother or midwife.

All models include, as standard, full antepartum capability, including alarms, automatic fetal movement detection and on-screen trace annotation. Options through the range include twins, full intrapartum capability and wireless networking.



**"... a lot of my 'at risk' mums find travelling to hospital stressful, costly & inconvenient. This often results in poor compliance leading potentially to compromised care. .... by bringing care into the home, Fetal Assist has enhanced the quality of care and the birth experience for these mums"**

**Marian Donovan, Pregnancy Day Assessment Unit Midwife.**



## THE BUSINESS CASE

The Fetal Assist® Series is one of those very rare examples of new medical technology that can be shown to have benefits for everyone involved.

The most dramatic benefits are to those mothers for whom frequent monitoring is indicated – but family circumstances or geographic location make regular clinic visits and hospital admissions very difficult.

As well as reducing family disruptions, expenses and anxieties associated with intensive observation, the system encourages a far more relaxed and positive attitude to fetal monitoring in many mothers – through active participation in their care scheme, within their own familiar home environment.

In specialist units or office practice, highly trained staff may concentrate their skills on the high risk cases, yet still provide a maximum surveillance service in sub-critical cases.

One of the key attractions of the system is that, although it uses the latest technology, it is superbly simple to use, with a clear system of visual and audio prompts to guide the user through each stage of the monitoring and transmission process.

Weighing in at less than 1.5kgs, Fetal Assist is truly portable making it ideal for domiciliary visits. The carry case provides ample storage for the unit, transducers and everything else needed for a home visit.

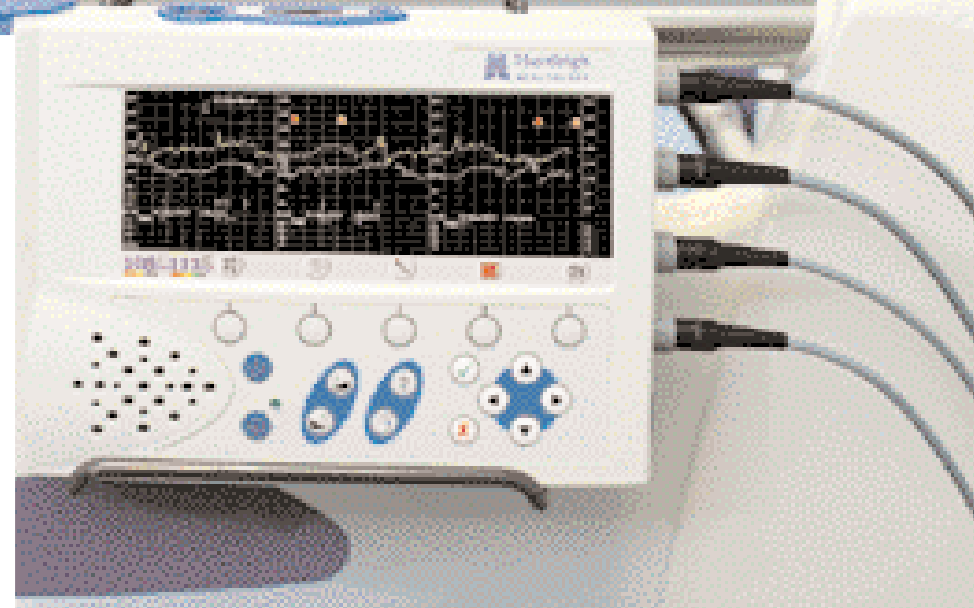
Using the tele-monitoring facility, midwives can be confident in the knowledge that they are working within an integrated care programme, delivering seamless continuity of care and that expert second opinion, when needed, is only a phone call away.

## THE CASE FOR UNINTERRUPTED CARE

The go anywhere versatility of the Fetal Assist Series becomes even more apparent when you consider the benefits it can also bring in the hospital. As a bedside monitor it reduces space requirements by being so small and is more visually acceptable to nervous mothers than traditional monitors.

With alarms, automatic fetal movement detection, on-screen trace annotation and comprehensive patient and clinical databases, all included as standard, the Fetal Assist provides an exclusive combination of features that belies it's size and cost. Additionally, twins & intrapartum options provide the full spectrum of fetal monitoring tools for all conventional fetal monitoring areas.

Also being battery operated, it enables you to monitor continuously through critical patient transfers, or allows the mother the freedom to move around yet still feel reassured by the fact she is being monitored.



Wireless networking option available for use in conjunction with Dopplex Centrale software.

Whether Fetal Assist is used as a traditional bedside fetal monitor, transfer, ambulatory or home monitor, the advantages to both user and mother certainly out-weigh any anxieties of cost. The Fetal Assist has been proven to reduce costs with a swift return on investment, enabling money to be spent on other areas of improving maternity care.\* Further benefits include:

### For the mother

- Less stress & anxiety
- No travel /childcare costs
- Improved quality of care
- Peace of mind
- Improved birth experience
- Less disruption of family life

### For the hospital

- Proven cost savings\*
- Improved resource management
- Improved patient management
- Reduced workload on clinics
- Improved patient compliance
- Improved outcomes
- Improved quality of care
- Improved continuity of care



Fetal Assist in conjunction with Dopplex Centrale provides total continuity of care with the unique ability to 'follow the patient trail' all the way from home antenatal care right through to delivery.

Patient records are made electronically and can be stored on the Dopplex Centrale labour management system for central archiving, viewing, expert referral and documentation. This can be used to play a key role in risk management and C.N.S.T compliance programmes.

## COMPLETE YOUR RISK ASSESSMENT

The Fetal Assist is much more than just a fetal monitor. It is a modular system and other user-interchangeable modules are available to further expand it's range of applications.

By simply swapping to the Cordflow module, the Assist becomes a lightweight and easily portable colour spectral Doppler system. Being simple to use, it does not require a qualified ultrasonographer, and enables assessment in the community or in the hospital.

### Applications:

- Umbilical artery Doppler, detection and management of pregnancies at risk of intrauterine growth restriction
- Uterine artery Doppler, can assist in screening for the risk of pre-eclampsia

### Benefits:

- Lower cost than traditional Duplex scanning
- Reduce unnecessary referrals to Duplex scanning
- Combined with the Fetal Assist provides a unique low cost portable antenatal screening / management package for use in the home, office, clinic or hospital

